

# UCFCF 200

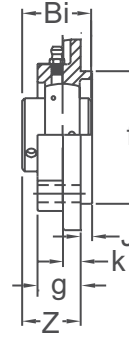
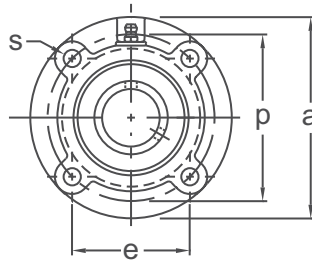
## PILOTED FLANGE CARTRIDGE UNITS



NORMAL DUTY



Fafnir® Style



Set-Screw Locking  
Eccentric Locking Available  
Wide Inner Ring  
Cast Iron Housing  
Insert Detail-pg.121-122  
Inch and Metric

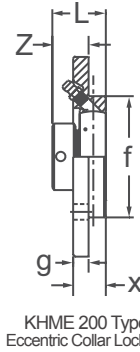
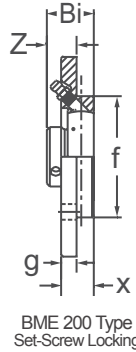
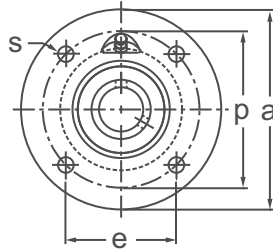
Shaft Diam. (in.)	AMI Unit #	List Price	Dimensions (in.)										Bolt Size (in.)	Bearing #	Housing #	Weight (lb.)
			a	p	e	s	J	k	g	f	Z	Bi				
7/8	UCFCF205-14	71.00	4-3/8	3-5/8	2.563	13/32	1/4	25/64	55/64	3.000	1.219	1.339	3/8	UC205-14	FCF205	2.68
15/16	UCFCF205-15													UC205-15		
1	UCFCF205-16													UC205-16		
1-1/16	UCFCF206-17	92.60	5	4-1/8	2.917	15/32	27/64	25/64	25/32	3.375	1.172	1.500	7/16	UC206-17	FCF206	3.90
1-1/8	UCFCF206-18													UC206-18		
1-3/16	UCFCF206-19													UC206-19		
1-1/4	UCFCF206-20													UC206-20		
1-1/4	UCFCF207-20	109.50	5-1/4	4-3/8	3.094	15/32	15/32	15/32	7/8	3.625	1.281	1.689	7/16	UC207-20	FCF207	4.20
1-5/16	UCFCF207-21													UC207-21		
1-3/8	UCFCF207-22													UC207-22		
1-7/16	UCFCF207-23													UC207-23		
1-1/2	UCFCF208-24	131.25	5-1/4	4-3/8	3.094	15/32	15/32	15/32	1-1/32	3.625	1.563	1.937	7/16	UC208-24	FCF208	4.60
1-9/16	UCFCF208-25													UC208-25		
1-5/8	UCFCF209-26	145.70	6-1/8	5-1/8	3.625	17/32	15/32	7/16	7/8	4.250	1.406	1.937	1/2	UC209-26	FCF209	6.20
1-11/16	UCFCF209-27													UC209-27		
1-3/4	UCFCF209-28													UC209-28		
1-7/8	UCFCF210-30	171.50	6-3/8	5-3/8	3.800	17/32	5/8	15/32	1-1/16	4.500	1.625	2.031	1/2	UC210-30	FCF210	7.00
1-15/16	UCFCF210-31													UC210-31		
2	UCFCF210-32													UC210-32		
2	UCFCF211-32	221.60	7-1/8	6	4.250	19/32	7/8	15/32	7/8	5.000	1.531	2.189	9/16	UC211-32	FCF211	9.10
2-1/8	UCFCF211-34													UC211-34		
2-3/16	UCFCF211-35													UC211-35		
Dimensions (mm)																
25	UCFCF205	71.00	111	92.1	65.1	10.5	6.4	10	22	76.2	31	34	M8	UC205	FCF205	2.60
30	UCFCF206	92.60	127	104.8	74.1	12	10.7	10	20	85.7	29.8	38.1	M10	UC206	FCF206	3.90
35	UCFCF207	109.50	133	111.1	78.6	12	11.9	12	22	92.1	32.5	42.9	M10	UC207	FCF207	4.20
40	UCFCF208	131.25	134	111.1	78.6	12	11.9	12	26	92.1	39.7	49.2	M10	UC208	FCF208	4.60
45	UCFCF209	145.70	155	130.2	92.1	13.5	11.9	11	22	108.0	35.7	49.2	M12	UC209	FCF209	6.20
50	UCFCF210	171.50	162	136.5	96.5	13.5	15.9	12	27	114.3	41.3	51.6	M12	UC210	FCF210	7.00
55	UCFCF211	221.60	181	152.4	107.8	15	22.2	12	22	127.0	38.9	55.6	M12	UC211	FCF211	9.10

Lubrication fitting tap size for 1" and smaller shaft sizes, 1/4-28 UNF; for all other sizes, 1/8-27 NPT

**INTERCHANGES: RFC UCFCF**



**Set-Screw/Eccentric Locking**  
**Narrow Inner Ring**  
**Cast Iron Housing**  
**Insert detail-pg.125-126**  
**Metric**



BME 200 Type  
Set-Screw Locking

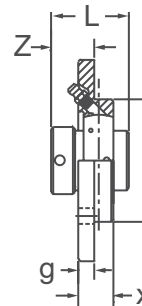
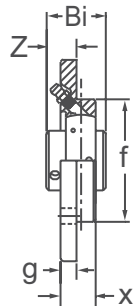
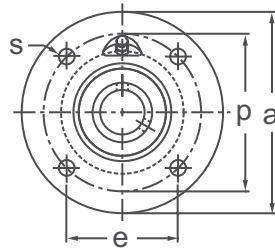
KHME 200 Type  
Eccentric Collar Locking

Shaft Diam. (mm)	AMI Unit # Complete with B 200 Type	List Price	AMI Unit # Complete with KH 200 Type	List Price	Dimensions (mm)											Bolt Size (mm)	Bearing #		Housing #	Weight (lb.)
					a	p	e	s	g	x	f	Z		Bi	L		B	KH		
												BME	KHME							
20	BME204	67.75	KHME204	95.35	100	78	55.2	9.0	8	17	62	15.7	21.5	24.7	31.0	M8	B4	KH204	ME204	1.20
25	BME205	82.60	KHME205	121.55	115	90	63.6	9.0	9	19	70	17.0	21.0	27.0	31.0	M8	B5	KH205	ME205	1.60
30	BME206	90.45	KHME206	150.30	125	100	70.7	11.5	9	20	80	20.3	24.7	30.3	35.7	M10	B6	KH206	ME206	2.00
35	BME207	120.25	KHME207	171.30	135	110	77.8	11.5	10	20	90	23.4	28.4	32.9	38.9	M10	B7	KH207	ME207	2.80
40	BME208	150.55	KHME208	212.30	145	120	84.9	11.5	11	23	100	25.5	31.7	35.5	43.7	M10	B8	KH208	ME208	3.40
45	—	—	KHME209	224.95	155	130	91.9	14	12	25	105	—	30.7	—	43.7	M12	—	KH209	ME209	4.60
50	—	—	KHME210	248.00	165	135	95.5	14	13	25	110	—	31.7	—	43.7	M12	—	KH210	ME210	5.00

Lubrication fitting tap size for 25mm and smaller shaft sizes, 1/4-28 UNF; for all other sizes, 1/8-27 NPT

**INTERCHANGES: PME PMEY**

**Set-Screw/Eccentric Locking**  
**Wide Inner Ring**  
**Cast Iron Housing**  
**Insert Detail-pg.113,115**  
**Metric**



UCME 200 Type  
Set-Screw Locking

UGME 200 Type  
Eccentric Collar Locking

Shaft Diam. (mm)	AMI Unit # Complete with UC 200 Type	List Price	AMI Unit # Complete with UG 200 Type	List Price	Dimensions (mm)											Bolt Size (mm)	Bearing #		Housing #	Weight (lb.)
					a	p	e	s	g	x	f	Z		Bi	L		UC	UG		
												UCME	UGME							
20	UCME204	95.60	UGME204	100.85	100	78	55.2	9.0	8	17	62	16.3	24.6	31.0	43.7	M8	UC204	UG204	ME204	1.20
25	UCME205	122.30	UGME205	132.85	115	90	63.6	9.0	9	19	70	17.2	24.4	34.0	44.4	M8	UC205	UG205	ME205	1.80
30	UCME206	147.25	UGME206	159.40	125	100	70.7	11.5	9	20	80	20.2	28.1	38.1	48.4	M10	UC206	UG206	ME206	2.40
35	UCME207	164.65	UGME207	182.20	135	110	77.8	11.5	10	20	90	24.4	31.3	42.9	51.1	M10	UC207	UG207	ME207	3.00
40	UCME208	208.05	UGME208	226.00	145	120	84.9	11.5	11	23	100	29.2	33.9	49.2	56.3	M10	UC208	UG208	ME208	3.60
45	UCME209	218.10	UGME209	237.65	155	130	91.9	14	12	25	105	28.2	32.9	49.2	56.3	M12	UC209	UG209	ME209	4.40
50	UCME210	243.80	UGME210	256.40	165	135	95.5	14	13	25	110	31.6	37.1	51.6	62.7	M12	UC210	UG210	ME210	5.20

Lubrication fitting tap size for 25mm and smaller shaft sizes, 1/4-28 UNF; for all other sizes, 1/8-27 NPT

**INTERCHANGES: RME RMEY**